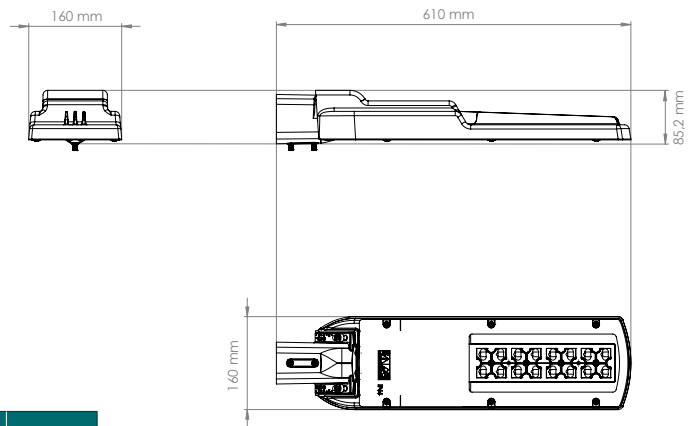


Berzelia Street CL 2070

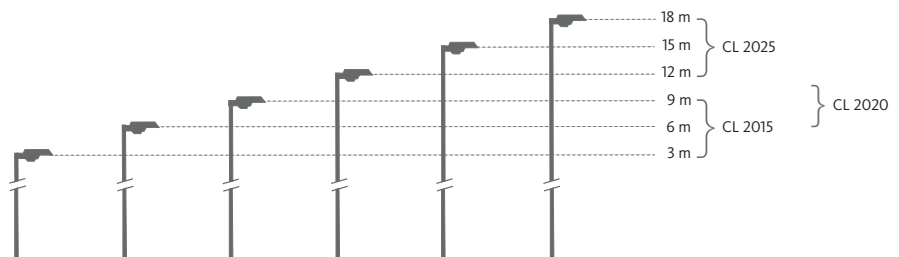
Installation manual

TECHNICAL FEATURES	
Voltage	220-240 V~
Frequence	50/60 Hz
Insulation Class	Class I/Class II
Weight (kg)	3,5
t _a	50 °C
Power Factor	>0,95
Projection Area	0,10 m ²
Glass	Tempered Glass



SERIES/MODEL	LED	P MAX (W)	SUPPLY CURRENT (A)	CLASS I	CLASS II
Berzelia Street CL 2070	16	16	0,07	X	X
		24	0,11	X	X
		35	0,16	X	X
		40	0,18	X	X
		50	0,23	X	X
		60	0,27	X	X
		75	0,34	X	-

- 1: Suitable for use outdoor.
- 2: If the external flexible cable or cord of this luminaire is damaged, it will be exclusively replaced by the manufacturer or his service agent avoid a hazard.
- 3: Terminal block not included. Installation must be performed by a qualified person.
- 4: The light source contained in this luminaire shall only be replaced by the manufacturer or his service agent or a similar qualified person.
- 5: Recommended pole height is between 4-8 meters due to the wattages and only to be installed outside arms reach.

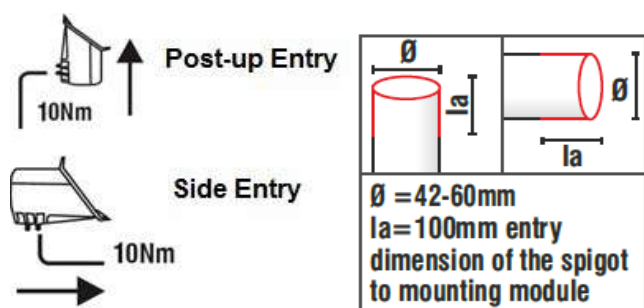


Note: Only original spare parts should be used in maintenance.


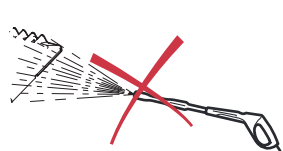
6: By the help of adjustable mounting module luminaire could be fixed both from side and postup entries with 16 different angles.

7: 10 nm force should be applied to the bolt of the mounting module for closing.
For pole mounting; two stainless steel allen key (4 size) or bolt keys (13 size) should be used.

8: Luminaire should be fixed to the pole or console with size 4 key.

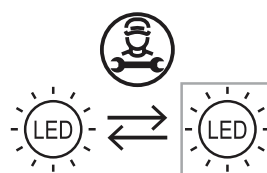


9: Luminaire has easy connect system for the electricity connection.

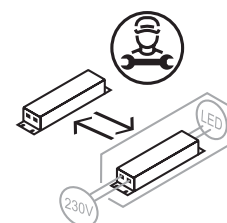


CLASS I		
Brown	Blue	Green/Yellow
Line	Neutral	Earth

CLASS II	
Brown	Blue
Line	Neutral



Replaceable LED light source by a professional or manufacturer.



Replaceable control gear by a professional.

