Safie MP

Installation manual

220-240V, 50/60Hz

Please read the instruction manual before installation and keep it for future reference.

Intended use:

EN: The luminaire is intended for standard use in dry environments. The luminaire is not suitable for outdoor environments.
DE: Die Leuchte ist für den Einsatz in trockenen Umgebungen vorgesehen. Die Leuchte ist nicht für Außenbereiche geeignet.
SE: Armaturen är avsedd för standardanvändning i torra miljöer. Armaturen är inte lämplig för utomhus miljöer.
FI: Valaisin on tarkoitettu käytettäväksi ainoastaan kuivissa tiloissa. Valaisin ei sovellu ulkotiloihin.

Safety instructions:

EN: These instructions assume expert knowledge corresponding to a completed professional education as an electrician.
DE: Diese Anleitung setzt Fachkenntnisse voraus, die einer abgeschlossenen Berufsausbildung als Elektrofachkraft entsprechen.
SE Dessa instruktioner förutsätter expertkunskaper motsvarande en avslutad yrkesutbildning som elektriker.
FI: Näissä ohjeissa oletetaan sähköasentajan ammattikoulutusta vastaava asiantuntemus.

EN: Never work when voltage is present on the luminaire. Caution - Risk of fatal injury!
DE: Es dürfen keine Arbeiten unter Spannung vorgenommen werden! Vorsicht Lebensgefah
SE Arbeta aldrig när det finns spänning på armaturen. Varning - Risk för livsfarliga skador!
FI: Älä koskaan työskentele, kun valaisimessa on jännite. Varoitus - Kuolemanvaara!

EN: Ensure that the luminaire is undamaged before installation and commissioning!
DE: Stellen Sie sicher, dass die Leuchte vor der Installation und Inbetriebnahme unbeschädigt ist!
SE: Se till att armaturen är oskadad före installation och idrifttagning!
FI: Varmista, että valaisin on vahingoittumaton ennen asennusta ja käyttöönottoa!

EN: The manufacturer is not liable for any damage caused by incorrect or unauthorized use or by non-observance of these instructions.
DE: Der Hersteller haftet nicht für Schäden, die durch unsachgemäßen oder unbefugten Gebrauch oder durch Nichtbeachtung dieser Anleitung entstehen.
SE: Tillverkaren ansvarar inte för skador som orsakas av felaktig eller obehörig användning eller av att dessa anvisningar inte följts.
FI: Valmistaja ei ole vastuussa vahingoista, jotka aiheutuvat virheellisestä tai luvattomasta käytöstä tai näiden ohjeiden noudattamatta jättämisestä.

EN: Work on the luminaire (installation, maintenance, servicing, troubleshooting) may only be carried out by authorized electrician.
DE: Arbeiten an der Leuchte (Installation, Wartung, Instandhaltung, Fehlersuche) dürfen nur von einer autorisierten Elektrofachkraft durchgeführt werden.
SE: Arbete på armaturen (installation, underhåll, service, felsökning) får endast utföras av behörig elektriker.
FI: Valaisimeen kohdistuvat työt (asennus, huolto, kunnossapito, vianetsintä) saa suorittaa vain valtuutettu sähköasentaja.

5-Year warranty policy

Aura Light offers a 5-year warranty regarding manufacturing and material defects in products manufactured and/or sold by Aura Light, provided that the product information for the product in question in digital form via www.auralight.com

The luminaire contains a control gear and a replaceable LED light source that shall only be replaced by manufacturer.

Technical information can be found @ www.auralight.com

Aura Light AB, Sweden
Phone customer service +46 (0)20 32 30 30
info@auralight.com, www.auralight.com

Installation Spacing

Clearance required from structural members and building elements.

HCB 25 mm
MIC 0 mm
SCI 0 mm
SCB 25 mm

HCB - Height clearance to building element.
MIC - Minimum insulation clearance.
SCI - Side clearance to insulation.
SCB - Side clearance to building element.

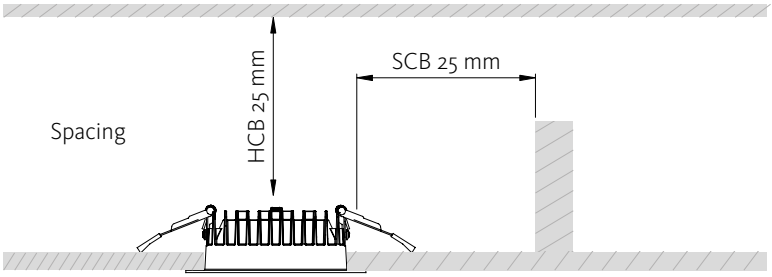

Ceiling cutout - Before installation, please check the IP label on the luminaire to choose the right place to install			
Downlight Ø (mm)	190	228	280
Ceiling Cutout (mm)	160-170	200-210	230-240

IP rating - Before installation, please check the IP label on the luminaire to choose the right place to install	
IP40	Indoor use only, do not use in wet or damp place.
IP54	Suitable for indoor areas including bathrooms and covered/sheltered areas such as porches.

Dimmer selection - before installation, please check the information of driver as below	
Non-dim	Can not be used with any dimmer.
Triac dim	Compliable with recommended TRIAC dimmers, dimming range 8-100%.

Safie 190 mm

Stage 1 (200 mA): 9 W
Stage 2 (250 mA): 11 W
Stage 3 (320 mA): 14 W
Stage 4 (370 mA): 16 W

Safie 228 mm

Stage 1 (280 mA): 11 W
Stage 2 (320 mA): 13 W
Stage 3 (400 mA): 17 W
Stage 4 (450 mA): 19 W

Safie 280 mm

Stage 1 (280 mA): 11 W
Stage 2 (320 mA): 13 W
Stage 3 (400 mA): 16 W
Stage 4 (450 mA): 18 W

Safie 280 mm

Stage 1 (350 mA): 14 W
Stage 2 (450 mA): 18 W
Stage 3 (600 mA): 24 W
Stage 4 (700 mA): 28 W

AURA LIGHT

Downlight with external driver

1

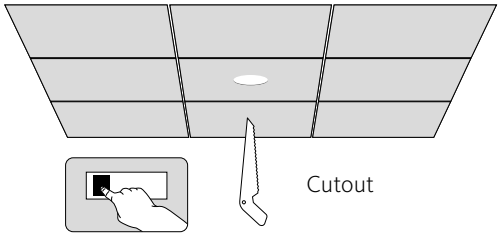

Select preferred colour temperature (for interchangeable CCT related products only).

2

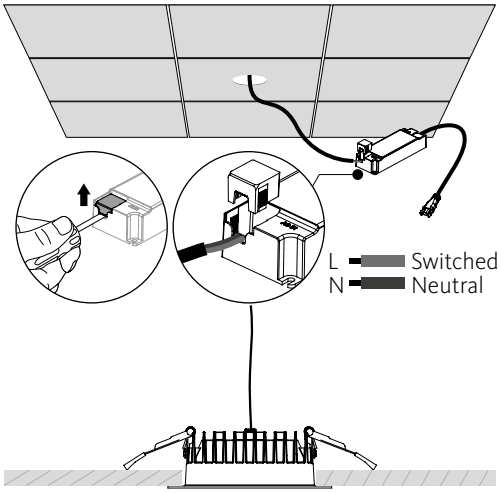

3

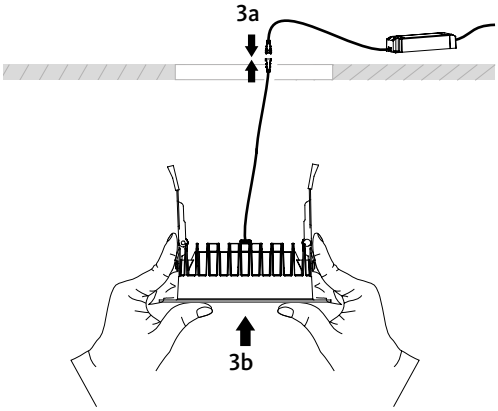

4

Complete

Screw surface mounted installation

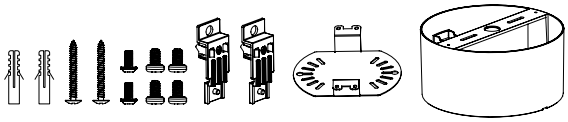

OBS! Accessories Surface box will not be available for Safie in dimension ø280.

1

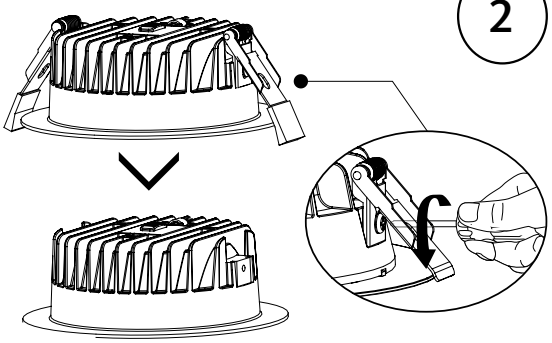

2

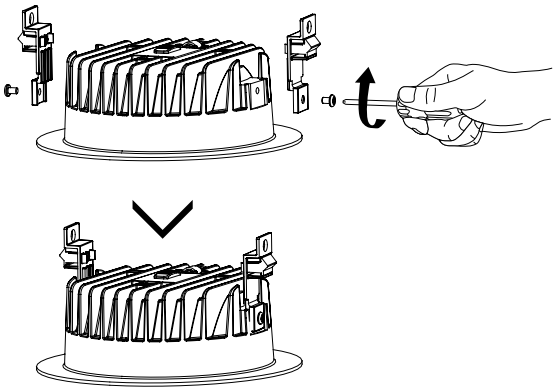

Aura Light AB, Sweden
Phone customer service +46 (0)20 32 30 30
info@auralight.com, www.auralight.com

AURA LIGHT

1

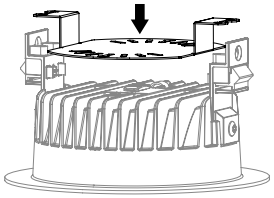

2

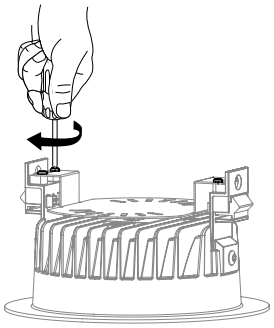

3

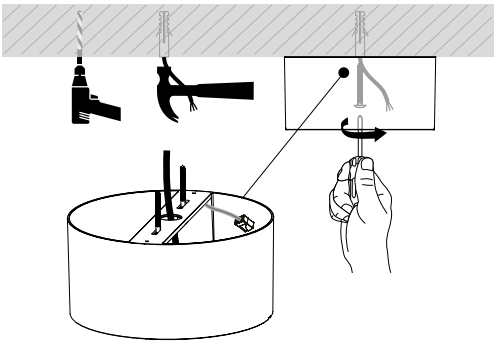

4

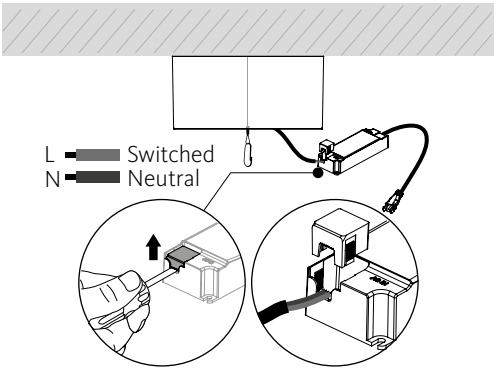

5

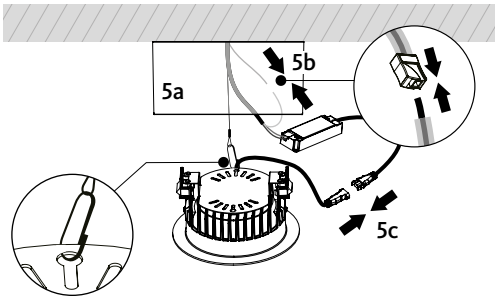

6

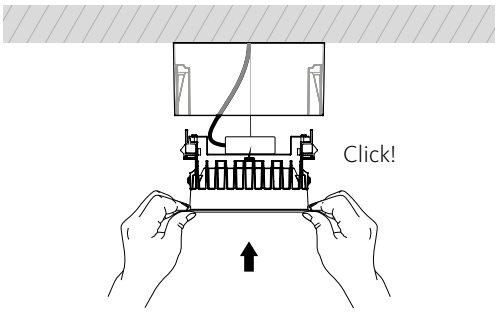

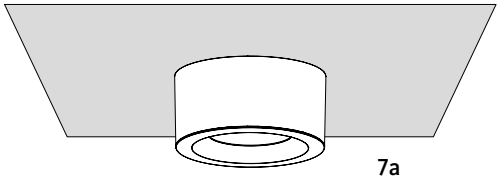

Complete

7

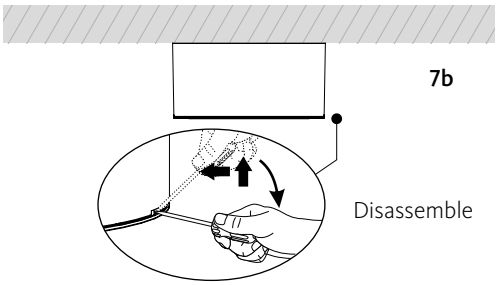

Aura Light AB, Sweden
Phone customer service +46 (0)20 32 30 30
info@auralight.com, www.auralight.com

AURA LIGHT

Dimensions

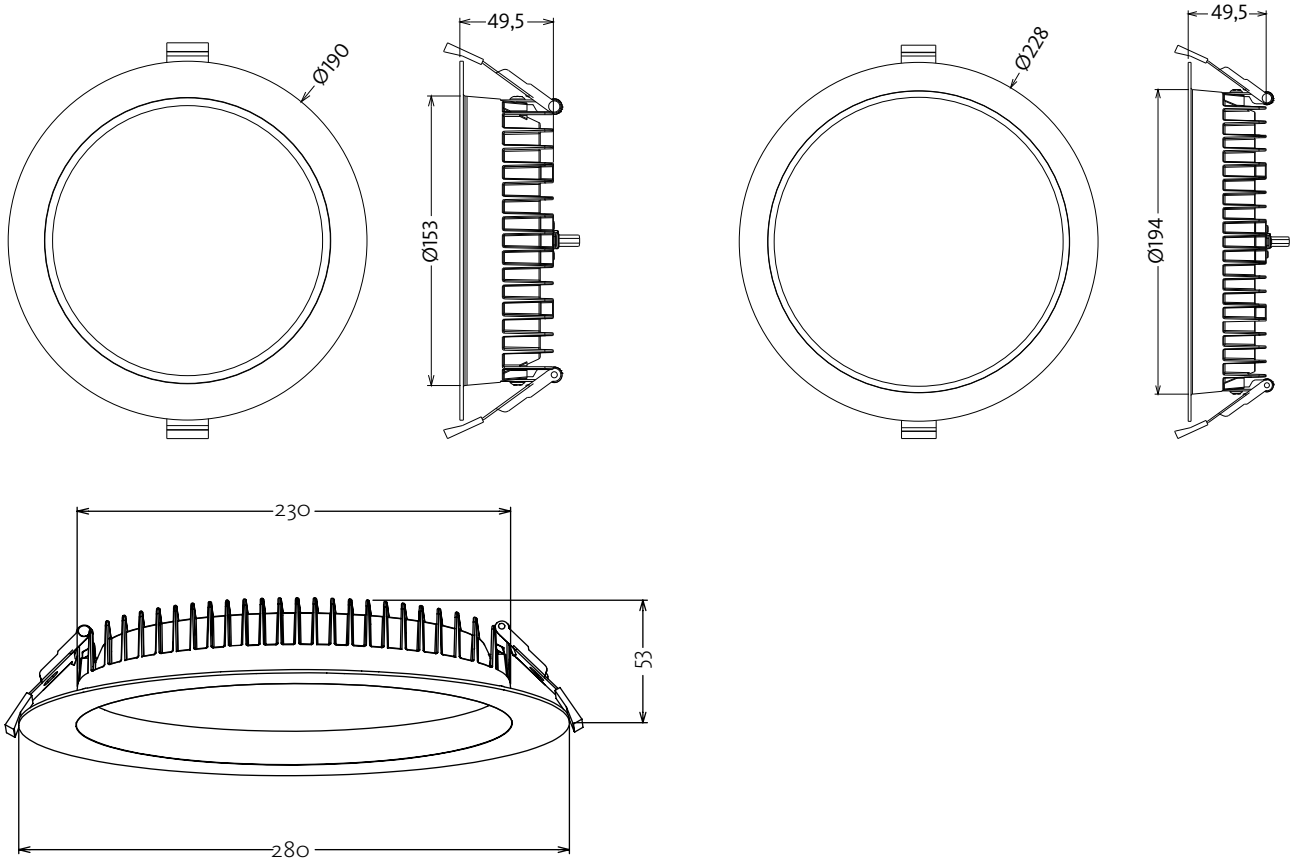

Accessories: Surface mounted cylinder

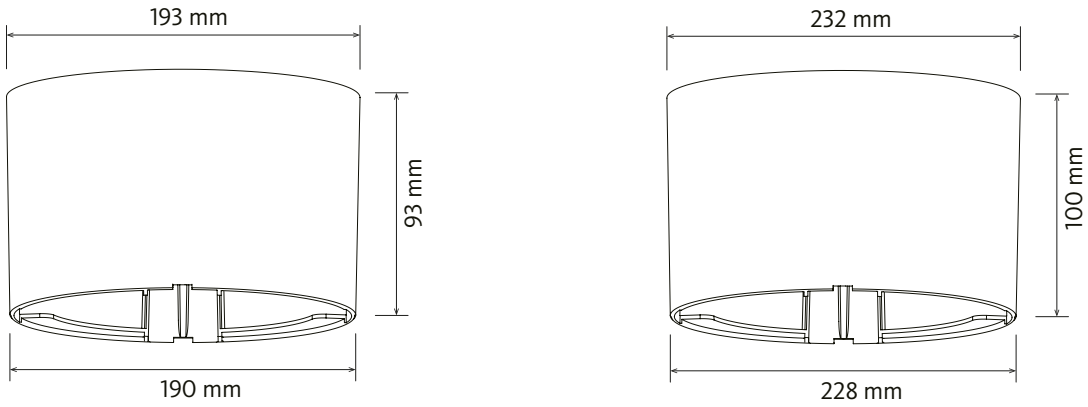

Aura Light AB, Sweden
Phone customer service +46 (0)20 32 30 30
info@auralight.com, www.auralight.com