

Aura Lunaria

Installation manual

220-240V, 50/60Hz



Please read the instruction manual before installation and keep it for future reference.

Intended use:

EN: The luminaire is meant for standard use in damp environments and in outdoors areas which are covered by roofs. The luminaire is unsuitable for corrosive atmospheres (e.g. swimming pools, intensive animal husbandry).

DE: Die Leuchte ist bestimmungsmäßig für die Montage in feuchter Umgebung und in überdachten Außenbereichen geeignet. Die Leuchte ist nicht für den Einsatz in korrosiven Umgebungen (z.B. Schwimmbäder, Tierhaltung) geeignet.

SE: Armaturen är avsedd för standardanvändning i fuktiga miljöer och i utomhusområden som är täckta av tak. Armaturen är inte lämplig för korrosiva miljöer (t.ex. simbas-sänger, intensiv djuruppfödning).

FI: Valaisin on tarkoitettu normaali käyttöön kosteissa tiloissa ja katosten peittämissä ulkotiloissa. Valaisin ei sovellu syövyttäviin tiloihin (esim. uima-allas tiloihin, teho kotieläintalouteen).

Safety instructions:

EN: These instructions assume expert knowledge corresponding to a completed professional education as an electrician.

DE: Diese Anleitung setzt Fachkenntnisse voraus, die einer abgeschlossenen Berufsausbildung als Elektrofachkraft entsprechen.

SE: Dessa instruktioner förutsätter expertkunskaper motsvarande en komplett yrkesutbildning som elektriker.

FI: Näissä ohjeissa oletetaan sähköasentajan ammattikoulutusta vastaava asiantuntemus.

EN: Never work when voltage is present on the luminaire. Caution - Risk of fatal injury!

DE: Es dürfen keine Arbeiten unter Spannung vorgenommen werden! Vorsicht Lebensgefah

SE: Arbeta aldrig när det finns spänning på armaturen. Varning - Risk för livsfarliga skador!

FI: Älä koskaan työskentele, kun valaisimessa on jännite. Varoitus - Kuolemanvaara!

EN: Ensure that the luminaire is undamaged before installation and commissioning!

DE: Stellen Sie sicher, dass die Leuchte vor der Installation und Inbetriebnahme unbeschädigt ist!

SE: Se till att armaturen är oskadad före installation och idrifttagning!

FI: Varmista, että valaisin on vahingoittumaton ennen asennusta ja käyttöönottoa!

EN: The manufacturer is not liable for any damage caused by incorrect or unauthorized use or by non-observance of these instructions.

DE: Der Hersteller haftet nicht für Schäden, die durch unsachgemäßen oder unbefugten Gebrauch oder durch Nichtbeachtung dieser Anleitung entstehen.

SE: Tillverkaren ansvarar inte för skador som orsakas av felaktig eller obehörig användning eller av att dessa anvisningar inte följs.

FI: Valmistaja ei ole vastuussa vahingoista, jotka aiheutuvat virheellisestä tai luvattomasta käytöstä tai näiden ohjeiden noudattamatta jättämisestä.

EN: Work on the luminaire (installation, maintenance, servicing, troubleshooting) may only be carried out by authorized electrician.

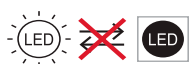
DE: Arbeiten an der Leuchte (Installation, Wartung, Instandhaltung, Fehlersuche) dürfen nur von einer autorisierten Elektrofachkraft durchgeführt werden.

SE: Arbete på armaturen (installation, underhåll, service, felsökning) får endast utföras av behörig elektriker.

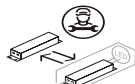
FI: Valaisimeen kohdistuvat työt (asennus, huolto, kunnossapito, vianetsintä) saa suorittaa vain valtuutettu sähköasentaja.

5-Year warranty policy

Aura Light offers a 5-year warranty regarding manufacturing and material defects in products manufactured and/or sold by Aura Light, provided that the product information for the product in question in digital form via www.auralight.com



Non-replaceable light source




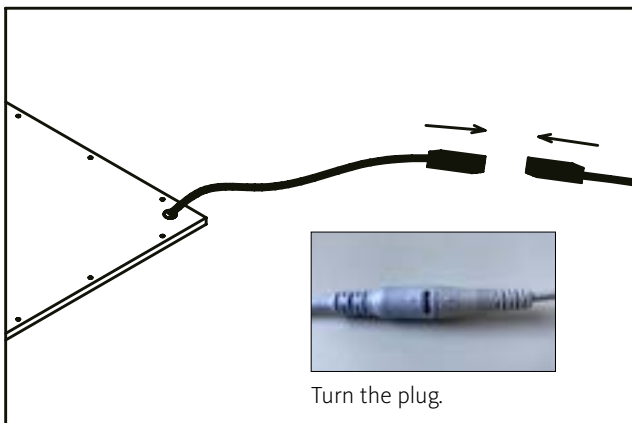


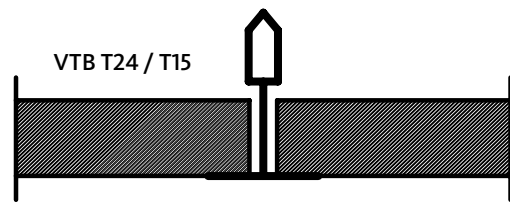
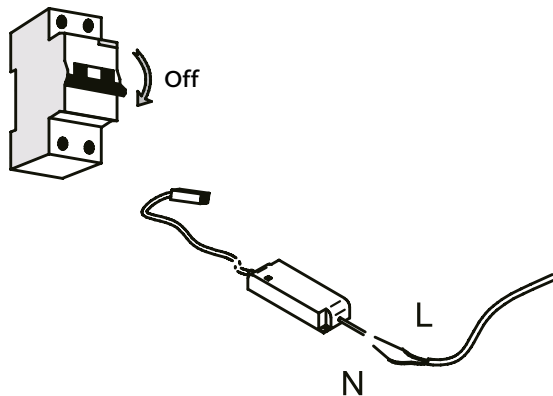
The luminaire contains a control gear that shall only be replaced by manufacturer or his service agent.


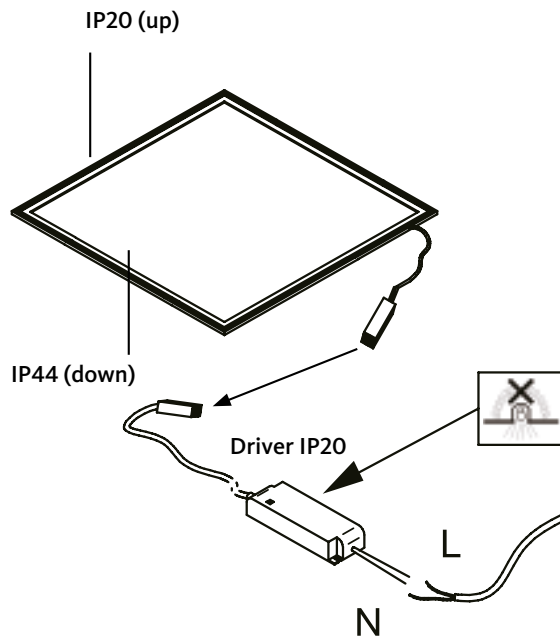


Technical information can be found @ www.auralight.com

Aura Lunaria

Installation manual – ceiling grid

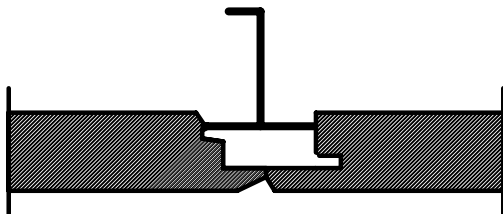




Accessory - Mounting Kit E-edge:
Aura Lunaria 595x595.



Accessory - Mounting Kit E-edge:
article number 82614100.



Accessory - Mounting Kit Ds-ceiling:
Aura Lunaria 595x595.



Accessory - Mounting Kit Ds-ceiling:
article number 82614200.



Accessory - Surface Mounting Box:
295x295.

295x295:
article number 82610030.

595x295:
article number 82610130.



Accessory - Surface Mounting Box:
595x595 & 620x620.

595x595:
article number 82610060.

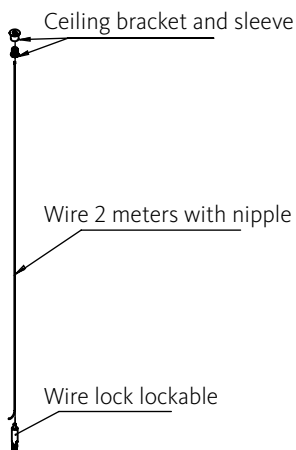
620x620:
article number 82610062.



Accessory - Surface Mounting Box:
1195x295 & 1245x307.

1195x295:
article number 82610120.


1245x307:
article number 82610125.



**Accessory - Wire suspending 2 m for
Aura Lunaria/Lanternin panel:**
article number 9330503.


Accessory - Mounting frame for Plaster Ceilings:

for ceiling thickness 13 mm or 20 mm.



295x295:
article number 82613030.

595x295:
article number 82613061.



595x595:
article number 82613060.

620x620:
article number 82613062.



1195x295:
article number 82613120.